

City of Haysville

ECONOMIC DEVELOPMENT REPORT

4th Quarter: October - December, 2025 / 2025 Report



To: The Honorable Mayor, Russ Kessler and Haysville City Councilmembers
From: Danielle Gabor, Economic Development Director
Date: January 12, 2025

Q4 / 2025



Table of Contents

Section	Page(s)
Population and Growth	3
Valuations and Levies	3-4
Residential Housing	4-6
Commercial Construction	6-7
Business Registrations	8-9
Haysville Hustle	10
New Water Account Survey	11-12
Social Activities and Special/Community Events	12-13
Marketing, Outreach, and Economic Development Initiatives	14
Social Media Reports	15-18
City Wide Grants	19-21
Placer Reports	Following Eco Devo Report

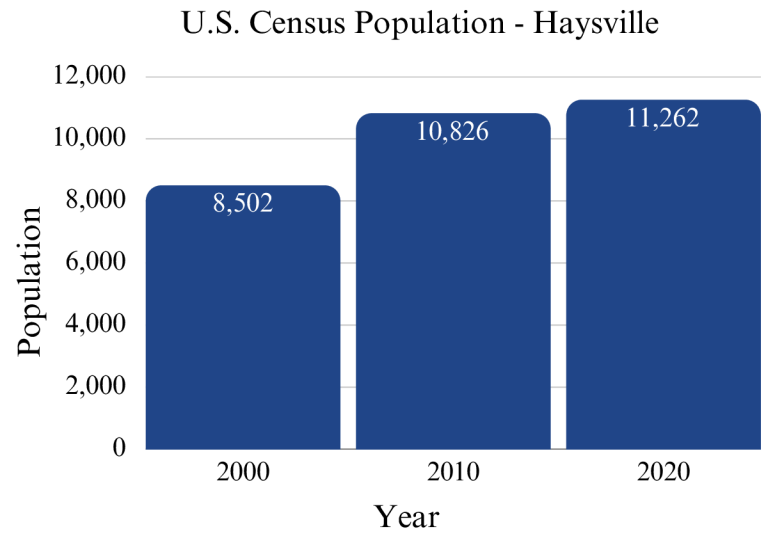


Population and Growth

Population

U.S. Census Bureau data

Year	Population
2000	8,502
2010	10,826
2020	11,262



Note: Population Per 2024 Kansas Certified Population Data: 11,406

Households

U.S. Census Bureau data: 4,256 in 2020

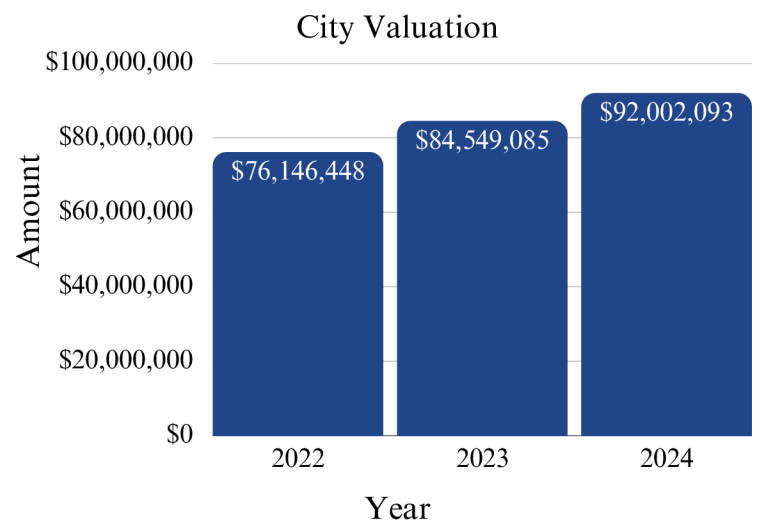
ESRI Market Profile data: 4,233 in 2025 Report

Valuations and Levies

City Valuation

The 2024 Valuation funds the 2025 budget

Year	Amount
2022	\$76,146,448
2023	\$84,549,085
2024	\$92,002,093

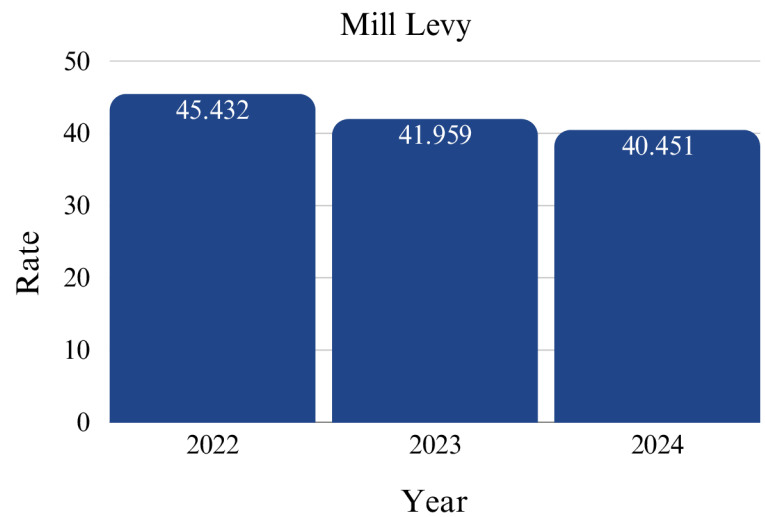




Mill Levy

The 2024 Mill Levy funds the 2025 budget

Year	Amount
2022	45.432
2023	41.959
2024	40.451

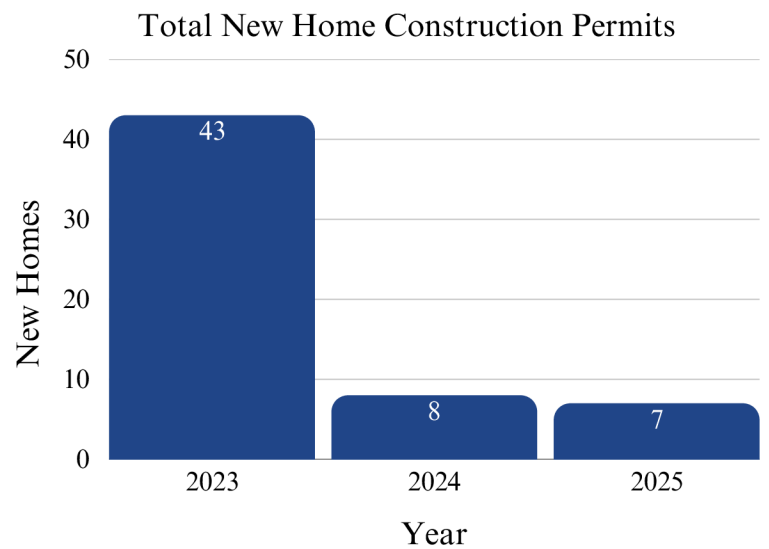


Residential Housing

Total Home Permits

1st Quarter: 0; 2nd Quarter: 5; 3rd Quarter: 1; 4th Quarter: 1

Year	Quantity
2023	43
2024	8
2025	7

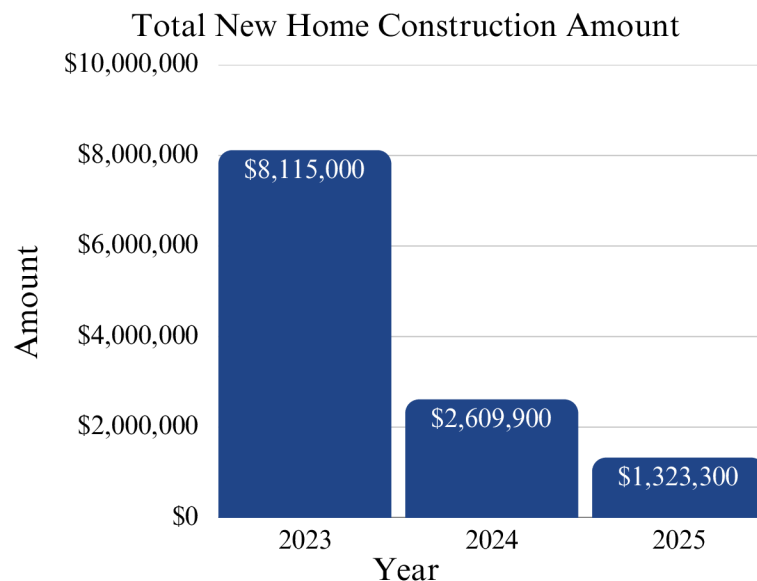




Total Permit Dollars

1st Quarter: \$0; 2nd Quarter: \$950,000; 3rd Quarter: 350,000; 4th Quarter: \$23,300

Year	Amount
2023	\$8,115,000
2024	\$2,609,900
2025	\$1,323,300



Residential Housing Development

Current and Upcoming Housing Developments (information provided is subject to change)

- Wheatland Village Addition (located on the west side of Meridian just north of Country Lakes Addition) will feature 131 single-family homes and 46 duplexes. In progress.
- Lakefield Addition (located at the northeast corner of 79th and Meridian) will consist of 59 single-family homes. It was annexed into the city. Expected to be ready to build on in the Spring/Summer of 2026.
- Grand and Plaza Addition (at the northeast corner of Grand and Plaza, across from the 135 Exit) will include 16 duplexes (32 units). In progress.
- The city-owned property (south of 79th and west of Meridian) will be open to housing developers for future bidding and is expected to accommodate approximately 153 homes.
- Copper Tail is a high-end quadplex and duplex development situated at 777 Grand. The project includes 100 units, with 36 completed in phase one of three. Phase II construction will begin once 80% of Phase I occupancy is achieved. Phase II may include single-level units based on inquiries/demand.
- Timber Creek (located off Seneca on the south edge of town) has six lots for future home construction owned by private parties.
- Homestead of Haysville, the assisted living (37 units) and memory care (14 units) facility located at Karla and Kay Avenue, will feature a total of 51 units. Construction is anticipated to begin late 2025/early 2026.



Future Development

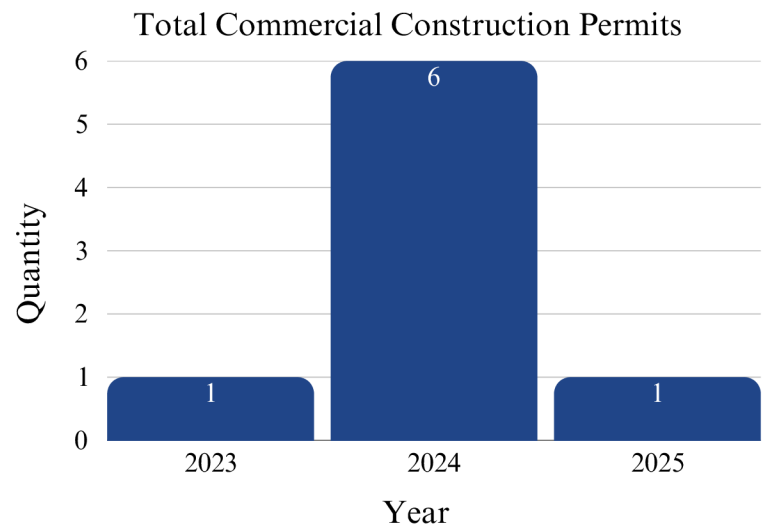
- Once the Southwest Sanitary Sewer Interceptor is completed, approximately 1,000 acres southwest of Haysville are possible for development. This area could accommodate up to 3,000 homes if developed for residential use. The costs of development have been reduced due to the gravity-flow nature of the interceptor. Reduced development costs will result in reduced special assessments.

Commercial Construction

Total Permits

1st Quarter: 0; 2nd Quarter: 0; 3rd Quarter: \$0; 4th Quarter: 1

Year	Quantity
2023	1
2024	6
2025	1

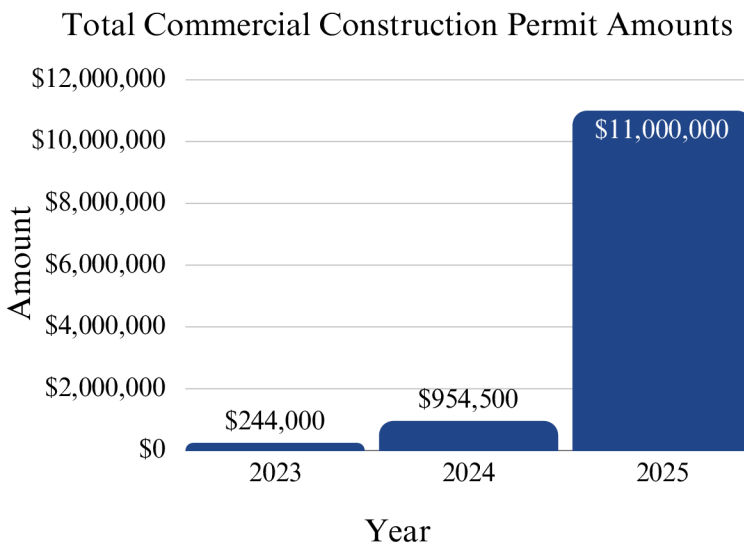




Total Dollars

1st Quarter: \$0; 2nd Quarter: \$0; 3rd Quarter: \$0; 4th Quarter: \$11,000,000

Year	Quantity
2023	\$244,000
2024	\$954,500
2025	\$11,000,000



Current and Upcoming New Commercial Developments (information provided is subject to change)

- Flex Space, a versatile storage facility that can be used for various purposes, combining storage with office or workspace areas, is currently being constructed at 140 N. Cain Dr. (at the corner of Grand and Cain Dr.). Units are available for lease/purchase.
- Copper Tail is a high-end quadplex and duplex development situated at 777 Grand. The project includes 100 units, with 36 completed in phase one of three. Phase II construction will begin once 80% of Phase I occupancy is achieved. Phase II may include single-level units based on inquiries/demand.
- The lot closest to Wholesale Fireworks/Jumpy Jump Land (to the east) is anticipated to be developed as a commercial building.
- The other lot east of Wholesale Fireworks/Jumpy Jump Land is anticipated to be developed into a commercial building with at least two units (with a laundromat in one unit).





Business Registrations

Registered Businesses

Not included: Pending licenses, mobile food vendors, and City and School District employees.

Year	Quantity
2023	212
2024	223
2025	218

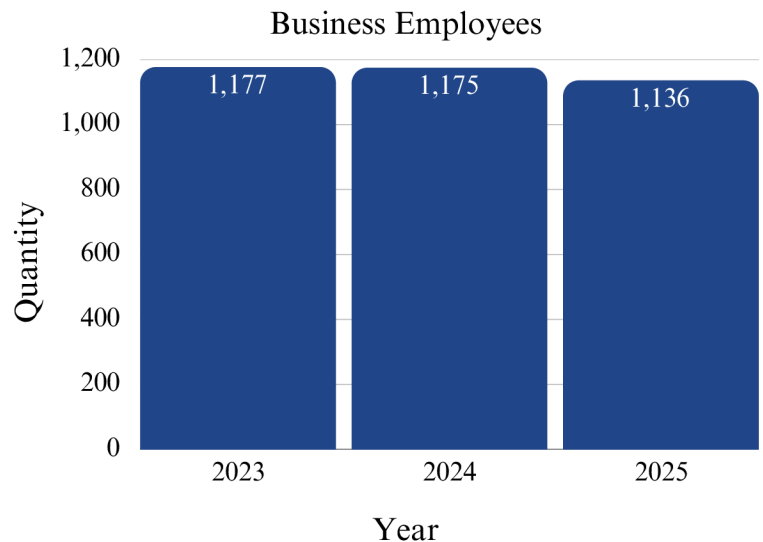


Employees

Not included: Pending licenses, mobile food vendors, and City and School District employees.

Employees are based on employer-provided business license data, if provided.

Year	Quantity
2023	1,177
2024	1,175
2025	1,136





New Business License Applications – 2025

Not included: Renewals and pending licenses. All businesses are located in Haysville unless otherwise noted and are listed in the quarter in which they appeared in City Council Memoranda.

- **1st Quarter**

- Garcia Truck LLC - 7426 S. Broadway Ave - Trucking
- Tater Tots Tots - 429 S. Hungerford Ave. - In-home daycare

- **2nd Quarter**

- Auto Cars- My Own Business - 7520 S Broadway Ave. - Automotive Sales
- Beauties & Beasts - 730 S. Broadway Ave. - Animal Shelter
- Channah Arp Licensed Group Home Daycare - 231 S Wayne Ave - Daycare
- Competitive Automotive - 1928 Diedrich Rd. - Automotive Repair
- Dojang - 136 Pirner Suite 3 - Martial Arts Studio/School
- Horsepower Barber - 920 E. Grand Ave. - Barber
- Little Steps with Adelaide - 311 Ranger St. - In Home Daycare
- Lolo's Learning Center - 1401 W Grand Ave - Childcare Center
- Massage Matters - 260 Main St, Suite 200B - Massage Therapy
- Passage Salon & Boutique - 920 E. Grand Ave - Moving locations - Hair Salon & Boutique
- Sitting in Serenity Massage - 6803 S Broadway Ave - Massage Therapy
- Summit Wealth Management - 547 E. Grand Ave. - Wealth Management

- **3rd Quarter**

- Auto Cars- My Own Business - 7520 S. Broadway Ave.- Automotive Sales
- Case Valley Wellness - 141 N. Main St. - Therapy
- English Rentals - 2216 N Meridian Rd, Newton, KS - Refuse Hauler
- Fun Academics Daycare - 160 W. Alexander Dr. - Daycare
- Sweet Tooth Bakery - 710 W. Country Lakes Pl. - Home Baked Goods
- Bridgewater Apartments - 335 S. Jane St. - Apartment Complex - Change in ownership
- Mighty Box - 6833 S. Broadway Ave. - Storage Units
- Miracle Ear - 207 W. Grand Ave. - Hearing Aid Sales/Testing

- **4th Quarter**

- Divine Care Homes LLC- 616 W. Grand Ave. - Senior Care Home
- Haysville Arcade - 218 W. Sarah Ln. - Repairs and Merchandise
- Haysville Rental Center - 7560 S. Broadway Ave. - Rental Equipment
- ICT Trash Service - 601 E. 71st St. S - Refuse Hauler
- Legacy Dumpster - 116 S. Pirner Dr. - Roll Off Dumpsters
- Revive Enterprise - 136 S. Pirner Dr. #1 - Carpet Cleaning

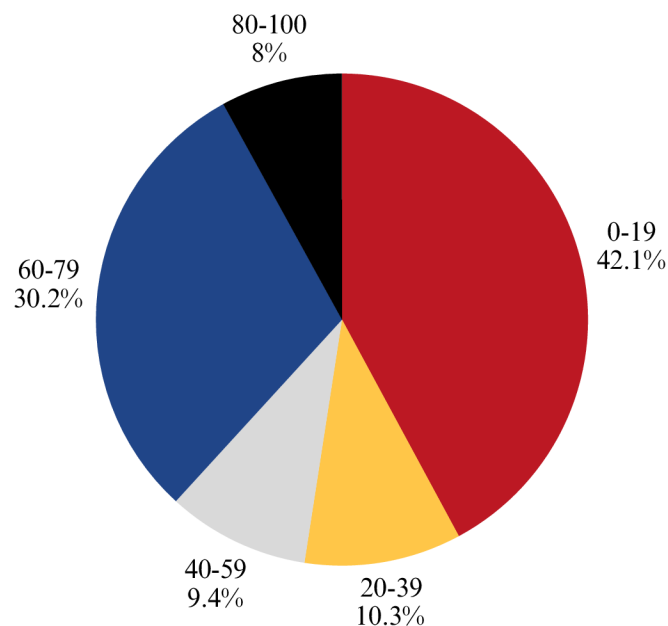


Haysville Hustle

Ridership Age Range

Age	2025
0-19	1,441
20-39	353
40-59	320
60-79	1,033
80-100	274
Total	3,421

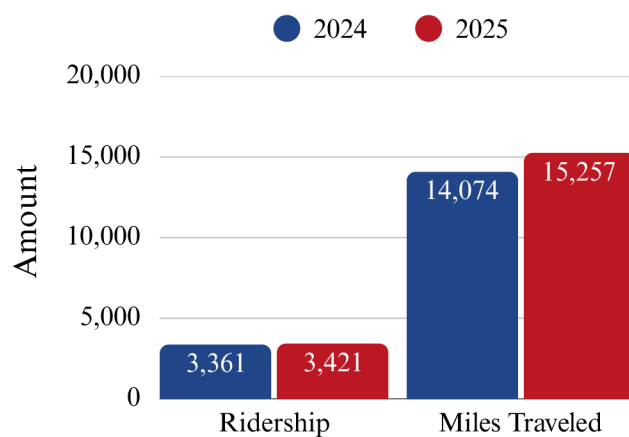
Ridership Age Range: 2025



Comparison by Year

Data	2024	2025
Ridership	3,361	3,421
Miles Traveled	14,074.10	15,256.60
New Riders	46	39

Ridership/Miles Traveled Comparison: Year



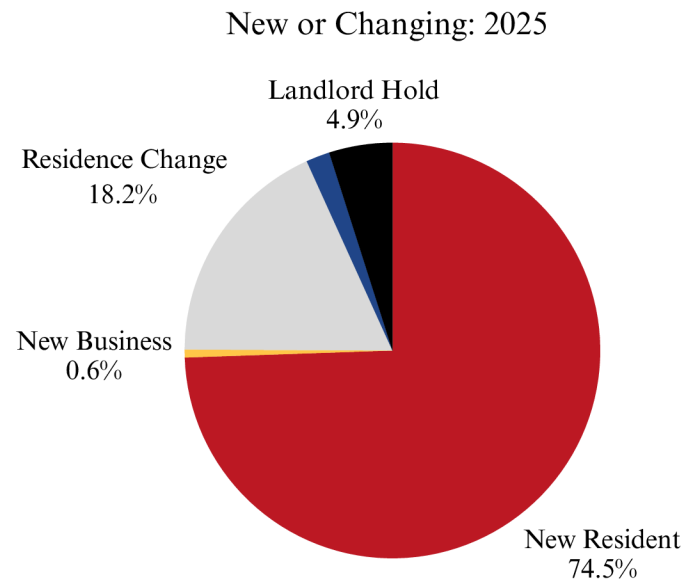


New Water Account Survey

Note: survey results reflect residential feedback during the quarter/year. It is not representative of the overall statistical data for Haysville.

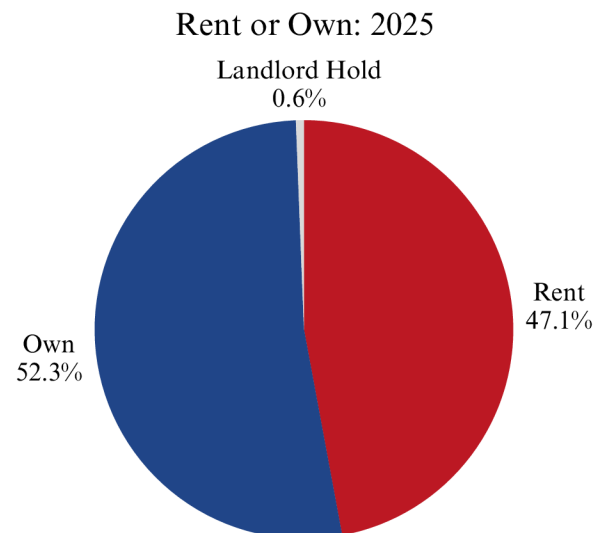
Question 1: Are you new to Haysville or moving services?

Answer	2025
New Residence	242
New Business	2
Residence Change	59
Business Change	6
Temporary Landlord Hold	16



Question 2: Do you rent or own your home?

Answer	2025
Rent	153
Own	170
Temporary Landlord Hold	2

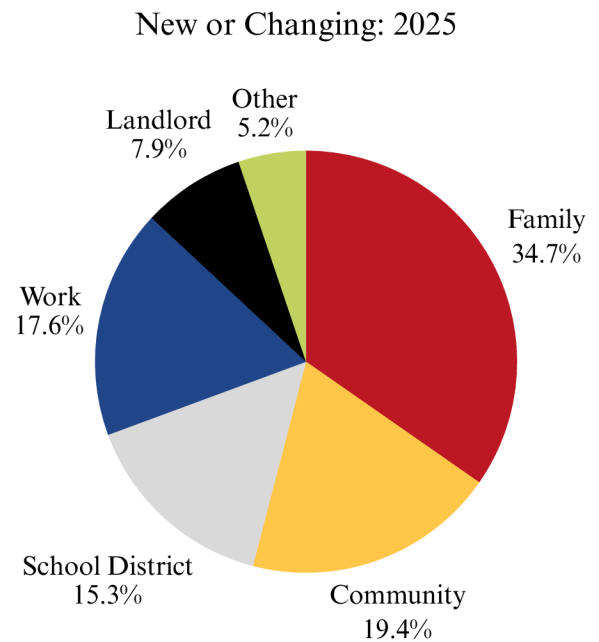


Note: Per ESRI 2025 Haysville Market Profile Report: Owner Occupied Housing Units: 70.7%, Renter Occupied Housing Units: 29.3%, Vacant Housing Units: 5.6%



Question 3: What factors contributed to your decision to move to/stay in Haysville?

Answer	2025
Family	154
Community	86
School District	68
Work	78
Landlord	35
Other	23



Social Activities and Special/Community Events

The Haysville City Website features a comprehensive event schedule, including times and additional activities. You can also find more events on the Haysville Recreation, Senior Center, and Library websites.

Events: 4th Quarter

- October
 - 4: Gathering at the Gazebo and Art Walk
 - 4: Sound the Alarm - Free Smoke Detectors
 - 13: City Offices Closed for the Holiday
 - 14: City Council Meeting
 - 17-19: Fall Festival
 - 26: Spooktacular
 - 31: Trick or Treat on Main Street
 - 31-Nov. 1: Living History Rendezvous
- November
 - 10: City Council Meeting
 - 11: City Offices Closed for the Holiday
 - 11: Veterans Day Celebration
 - 27: City Offices Closed for the Holiday





- December
 - 6: Village Christmas
 - 8: City Council Meeting
 - 13: A Night with Santa
 - 24-25: City Offices Closed for the Holiday

Upcoming Events: 1st Quarter

- January
 - 1: City Offices Closed for the Holiday
 - 12: City Council Meeting
 - 19: City Offices Closed for the Holiday
 - 29: Kansas Day
 - 30-Feb.1: Home Show (See us at the City of Haysville Booth)
- February
 - 9: City Council Meeting
 - 16: City Offices Closed for Holiday
 - 28: Senior Center Chili Cook Off and Craft Fair
- March
 - 9: City Council Meeting





Marketing, Outreach, and Economic Development Initiatives

- The City and Hello Haysville web pages were refreshed in 2022 and are updated regularly.
- Continued strategic marketing of local events and organizations through social media channels, including Facebook, YouTube (marketed in-house since March 2022), Instagram, X (Twitter), and the City and Hello Haysville websites.
- Marketing on Travel.com for local businesses and events, including a dedicated Haysville travel page in 2023.
- In January 2025, Haysville was added to the Love Kansas website as part of the Kansas Department of Commerce's campaign to attract new and former residents to the state.
- In 2026, Riggs Park will be featured in the Official Kansas to the Stars Travel Guide, highlighting Party in the 060 and Fall Festival and directing readers to the City's website.
- Launched two videos in 2025: one for Economic Development and another promoting the Haysville community, both available on YouTube, Facebook, LinkedIn, and the City's website.
- Since May 2022, the City has partnered with PBS/KPTS to expand local video production opportunities and increase the marketing reach of community events. In March 2024, PBS/KPTS aired "Kansas from Above: Cities and Towns," a documentary featuring Haysville, which continues to air periodically.
- Advertising in the Kansas Quarterly Magazine since 2023 for the Party in the 060 and the Fall Festival.
- Continued marketing on Main and Grand electronic signs.
- Participation in the ICSC (International Council of Shopping Centers) Retail Conference since 2023 to explore opportunities for enhancing the City's retail offerings.
- Attended the inaugural Connecting Entrepreneurial Communities (CEC) Conference in June 2025 to expand business retention and expansion strategies and build connections within Kansas.
- Ongoing promotion and outreach to potential businesses for the five restaurant incentives, established in 2023, and reviewed and updated as needed.
- Revamped and reestablished the Business Lease Matching Grant in 2025 to support new and expanding businesses and fill vacant properties.
- Continued promotion of available residential land with developers.
- Ongoing collaboration with businesses on retention and new development.
- Available commercial buildings and land for sale or lease are regularly updated on LOIS (Location One) and LoopNet/Co-Star. LOIS includes a dedicated City of Haysville page maintained by the Economic Development Office, which also supports Kansas Chamber of Commerce data requests and opportunities. Direct links are available on the City website, under Business Development, for easy access for interested businesses and developers.
- Active connection, participation, and networking with regional organizations, including WAMPO (Technical Advisory Committee member), WABA (Developers and Codes Committee member), Team Kansas (member since 2024), SCAC (bi-monthly meetings), the Haysville Chamber of Commerce (collaborative partner for business retention, recruitment, and as the City's representative on the Chamber Board), and the Greater Wichita Partnership (participation in quarterly Economic Development meetings and regional reporting).
- Membership in Team Kansas, an economic development group within the Kansas Department of Commerce, focused on attracting new businesses, investment, and jobs to Kansas while providing opportunities to network and partner with site developers and economic development professionals.
- Continued research on grants and incentives to benefit the City's economic development efforts.



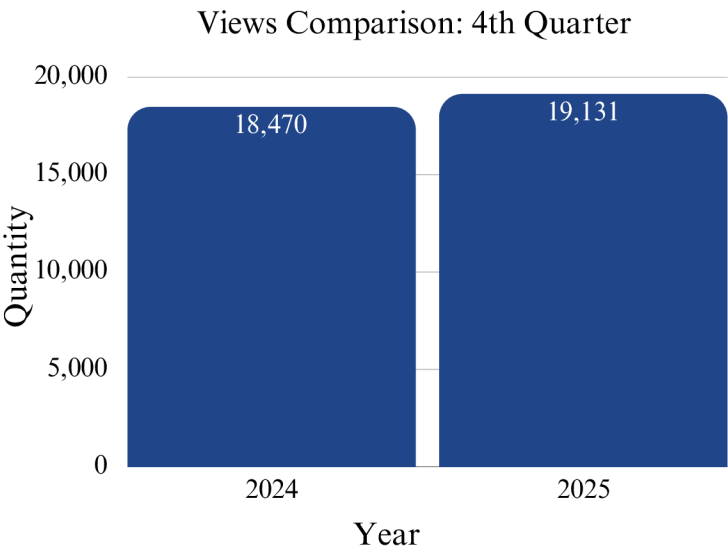
Social Media Reports

YouTube

- 1st Quarter: Advertisements: Chili Cook-Off
- 2nd Quarter: Advertisements: Party in the 060
- 3rd Quarter: Advertisements: July 4th, Hometown Market/City Wide Garage Sale, National Night Out, Gathering at the Gazebo, and Art Walk
- 4th Quarter: Fall Festival, Trick-or-Treat on Main Street, Living History Rendezvous, and Village Christmas

Key Metrics

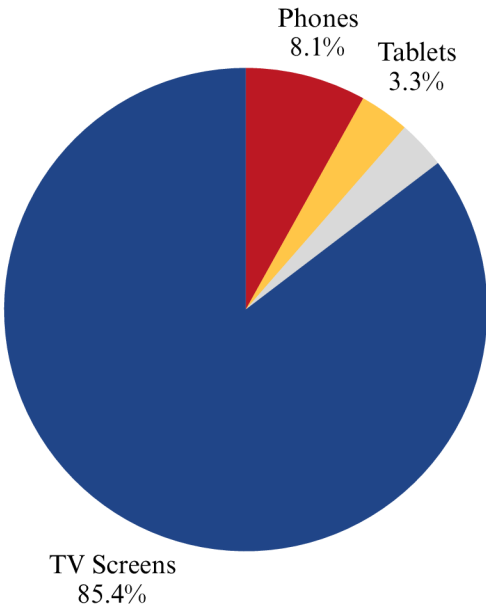
Key Metrics	4th Quarter 2024	4th Quarter 2025
Impressions	67,300	524,731
Views	18,470	19,131
View Rate	27.44%	3.65%



Device Views

Device Views	2024	2025
Phones	39.49%	8.08%
Tablets	19.50%	3.34%
Computers	1.69%	3.22%
TV Screens	39.33%	85.37%

Views by Device: 2025



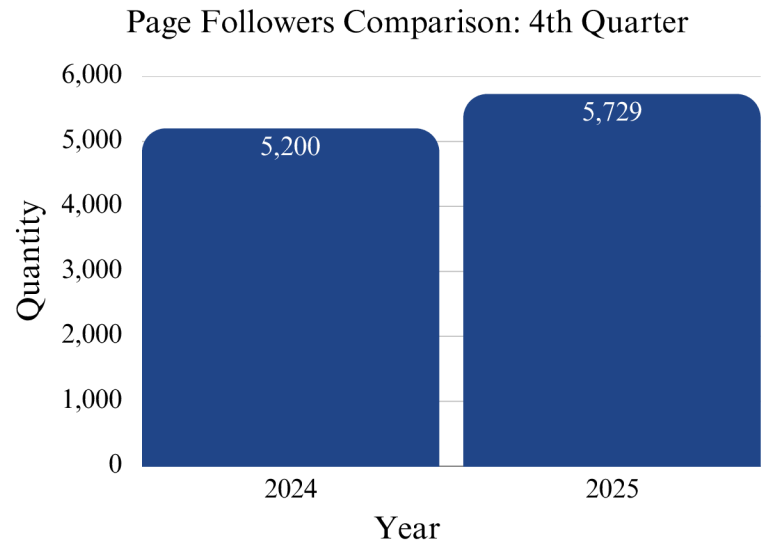


Facebook

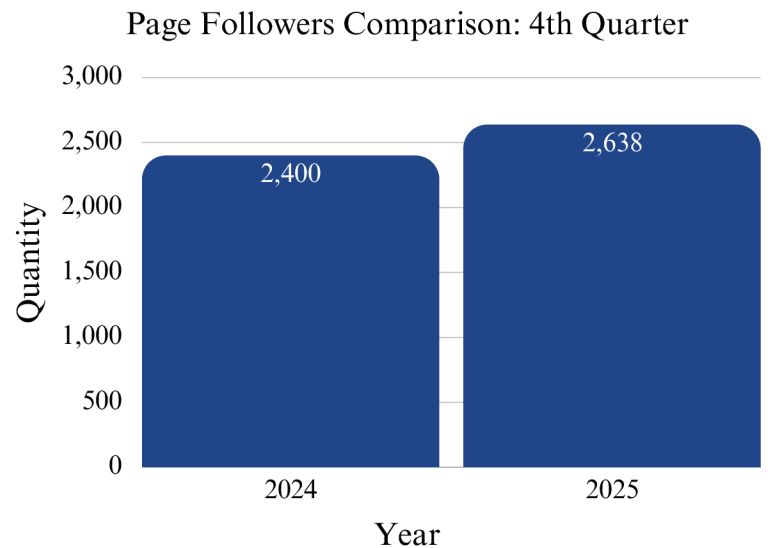
Page reach contains data for the indicated quarter only.

Followers and gender identification show lifetime data at the end of the labeled quarter.

City of Haysville	4th Quarter 2024	4th Quarter 2025
Followers	5,200	5,729
Women	76.60%	76.60%
Men	23.40%	23.40%



Hello Haysville	4th Quarter 2024	4th Quarter 2025
Followers	2,400	2,638
Women	78.70%	78.80%
Men	21.30%	21.20%



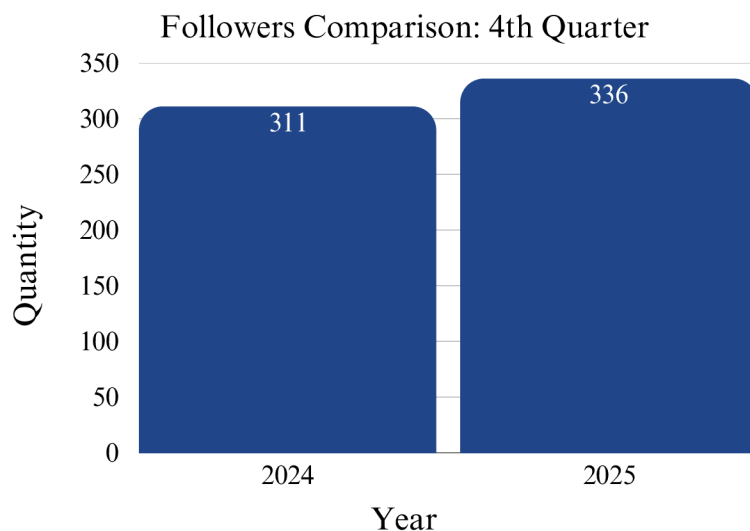


Instagram

Page reach contains data for the indicated quarter only.

Followers and gender identification show lifetime data at the end of the labeled quarter.

City of Haysville	4th Quarter 2024	4th Quarter 2025
Page Reach	127	117
Followers	311	336
Women	77.00%	76.90%
Men	23.00%	23.10%

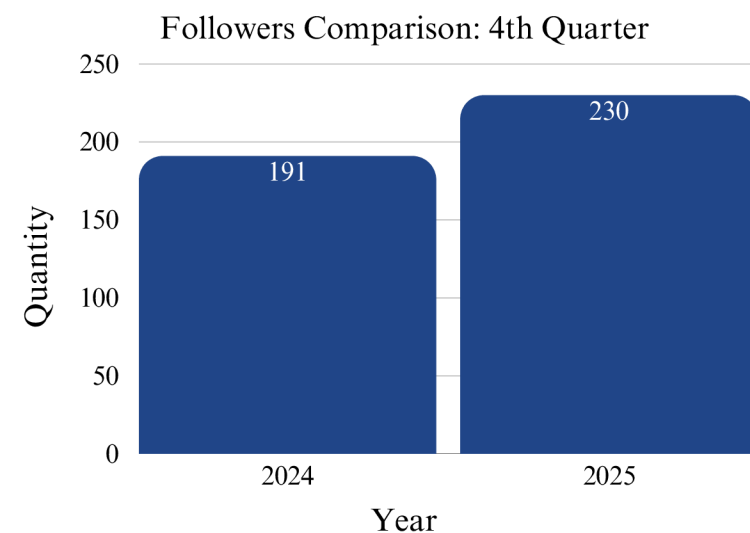


LinkedIn

Page views contain data for the indicated quarter only.

Followers show lifetime data at the end of the labeled quarter.

City of Haysville	4th Quarter 2024	4th Quarter 2025
Page Views	91	23
Reactions	59	26
Followers	191	230

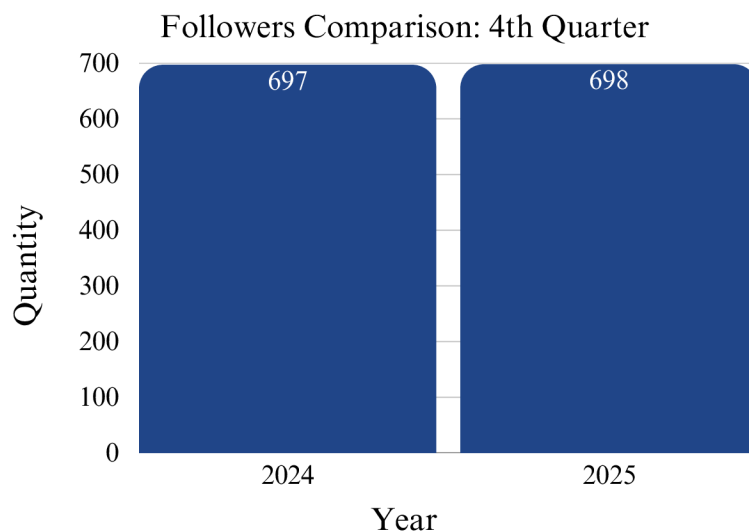




X, Formerly Twitter

Total Impressions, Impressions Per Day, and Link Clicks contain data for the indicated quarter only. Followers show lifetime data at the end of the labeled quarter.

City of Haysville	4th Quarter 2024	4th Quarter 2025
Followers	697	698

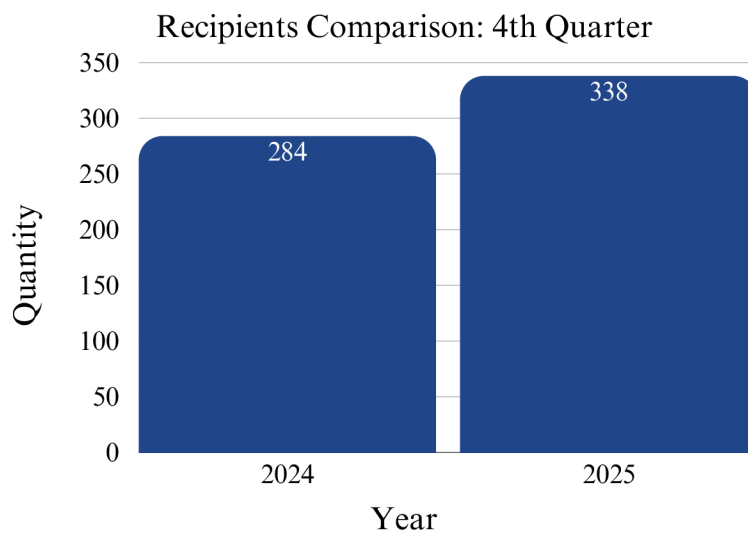


Newsletter - Email Mailing List

The Mail Chimp Mailing list began on May 22, 2023.

Recipients show lifetime data at the end of the labeled quarter.

City of Haysville	4th Quarter 2024	4th Quarter 2025
Newsletters Sent	16	14
Recipients	284	338
Average Open Rate	60%	39.71%





2023-2025 City-Wide Grants

A comprehensive grant list for all city departments.

*Indicates the city is awaiting award notifications. If awarded, this amount will increase.

Agreements in process are listed in “Total Awarded.”

Year	Total Submitted	Total Awarded
2025	\$540,082.50	\$475,259.00
2024	\$15,433,365.00	\$26,500.00
2023	\$2,530,164.50	\$917,096.00

- Awarded: Section 5310 Grant
 - Agency: Federal Grant Distributed by Wichita Transit for Enhanced Mobility of Seniors and Individuals with Disabilities
 - Year: 2025
 - Project: Haysville Hustle
 - Amount: Requested \$198,072.50 (\$83,243.40 for a full-size eight-passenger Van with wheelchair accessibility; \$114,823.50 for Operations). Funding for Operations from July 1, 2025, to June 30, 2027. The Award: \$75,000 for a Two-Year Operations Grant with a 50/50 match; \$83,243 for the Van with a \$15,573.40 match. Listed in 2025 award totals.
- Awarded: CDBG Housing Rehabilitation
 - Agency: Kansas Department of Commerce
 - Year: Applied in 2024; Awarded in 2025 and 2026
 - Project: Income-qualified applicants in the target area (the two blocks of Mable and Cory off of 63rd) will receive up to \$25,000 in qualified home repairs, plus a Weatherization Grant through SCKEDD.
 - Amount: The Award will be up to \$300,000 over the two-year grant as funds are requested for the project. Listed in 2025 award totals.



- Awarded: Waste Tire Grant
 - Agency: KDHE
 - Year: 2025
 - Project: (12) Swing mats for Plagens Carpender Park, County Lakes, and Dorner. Picnic tables for Riggs and Orchard Acres. 2 ADA tables for Riggs, replacing 12 others.
 - Amount: \$17,016. This is a Matching Grant with a city match of \$8,908.
- Not Awarded: Flagship Grant
 - Agency: AARP
 - Year: 2025
 - Project: Assistance with ADA Park Equipment at Riggs and Orchard Acres
 - Amount: Up to \$25,000.
- Not Awarded: Riggs Park Revitalization
 - Agency: T-Mobile Hometown Grant
 - Year: 2024
 - Project: Paving of the gravel road, south parking lot, south parking dumpster approach, and north parking lot. The total project is \$135,800.
 - Amount: Up to \$50,000
- Not awarded: Water Projects Grant Fund
 - Agency: Kansas Water Office for the State Water Plan Fund (SWPF)
 - Year: 2024
 - Project: Southwest Interceptor: Sanitary sewer improvements to the west side of Haysville for identified growth areas
 - Amount: \$7,501,650
- Not awarded: Water Projects Grant Fund
 - Agency: Kansas Water Office for the State Water Plan Fund (SWPF)
 - Year: 2024
 - Project: New Main Lift Station: Needed to increase capacity once the growth areas come online
 - Amount: \$2,336,620
- Not awarded: Water Projects Grant Fund
 - Agency: Kansas Water Office for the State Water Plan Fund (SWPF)
 - Year: 2024
 - Project: North Meridian Utility Infrastructure Improvements: Providing infrastructure north of the floodway on Meridian for residential development
 - Amount: \$4,621,474



- Not awarded: Water Projects Grant Fund
 - Agency: Kansas Water Office for the State Water Plan Fund (SWPF)
 - Year: 2024
 - Project: Floodway Waterline Crossing: Provide a second water connection to the Wards 4th Addition
 - Amount: \$894,000
- Not awarded: Arts Everywhere Grant – Specific Arts and Culture Projects
 - Agency: Kansas Commerce
 - Year: 2024
 - Project: Gathering at the Gazebo and Art Walk
 - Amount: 50% local match. \$3,121
- Awarded: Section 5310 Grant
 - Agency: Federal Grant Distributed by Wichita Transit for Enhanced Mobility of Seniors and Individuals with Disabilities
 - Year: 2023 and 2024
 - Project: Haysville Hustle
 - Amount: \$53,000 for July 1, 2023 – June 30, 2025. Two-year grant. The first amount was received in fiscal year 2019 for a two-year grant cycle. This is a 50/50
 - matching grant.
- Awarded: KDOT Cost Share Program
 - Agency: Kansas Department of Transportation
 - Year: 2023
 - Project: South Broadway Pedestrian Pathway Project (1.35-mile long, eight-foot wide pathway on the west side of the street from the south side of the M.S. Mitch Mitchel Floodway Bridge to East Berlin Ave.)
 - Amount: 30% local match. Maximum State Award of \$890,596.
- Not awarded: KDOT Grant
 - Agency: Kansas Department of Transportation
 - Year: 2023 (Public Works applied again in the Fall and received the grant – listed above)
 - Project: South Broadway Pedestrian Pathway Project (South side of the Floodway to Berlin Ave.)
 - Amount: \$1,000,000
- Not awarded: SPARK Building a Stronger Economy (BASE) Grant Round 2
 - Agency: Kansas Department of Commerce
 - Year: 2023
 - Project: The City's agreed portion of the infrastructure for the assisted living and memory care facility
 - Amount: \$613,068.50

Placer Reports

Gathering at the Gazebo and Art Walk, Fall Festival, Trick or Treat on Main Street, Village Christmas, and Night with Santa